



# THE JOURNEY OF SELECTING, ADOPTING, & INTEGRATING COST ESTIMATING SOFTWARE



16 MAY 2018

# CONTENTS

I. SELECTION

II. ADOPTION, INTEGRATION, AND ROLL-  
OUT

# SOFTWARE SELECTION

# PREVIOUS STATE OF COST ESTIMATION

## CHALLENGES:

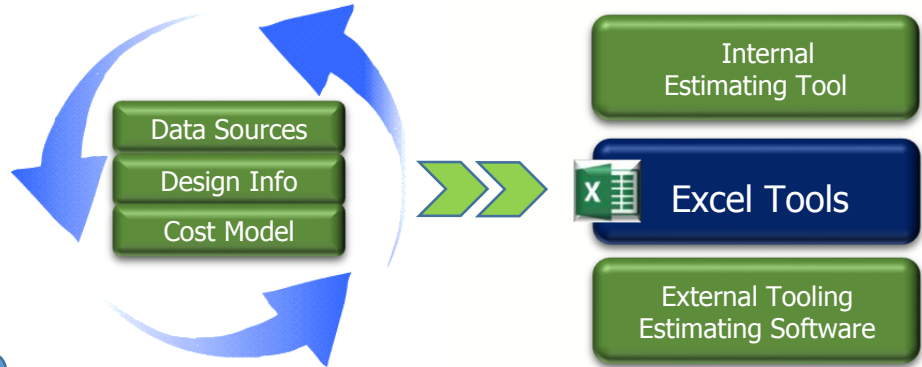
Information silos containing inputs required for costing are spread across the organization.

No centralized estimate storage estimates on various network drives and personal hard drives

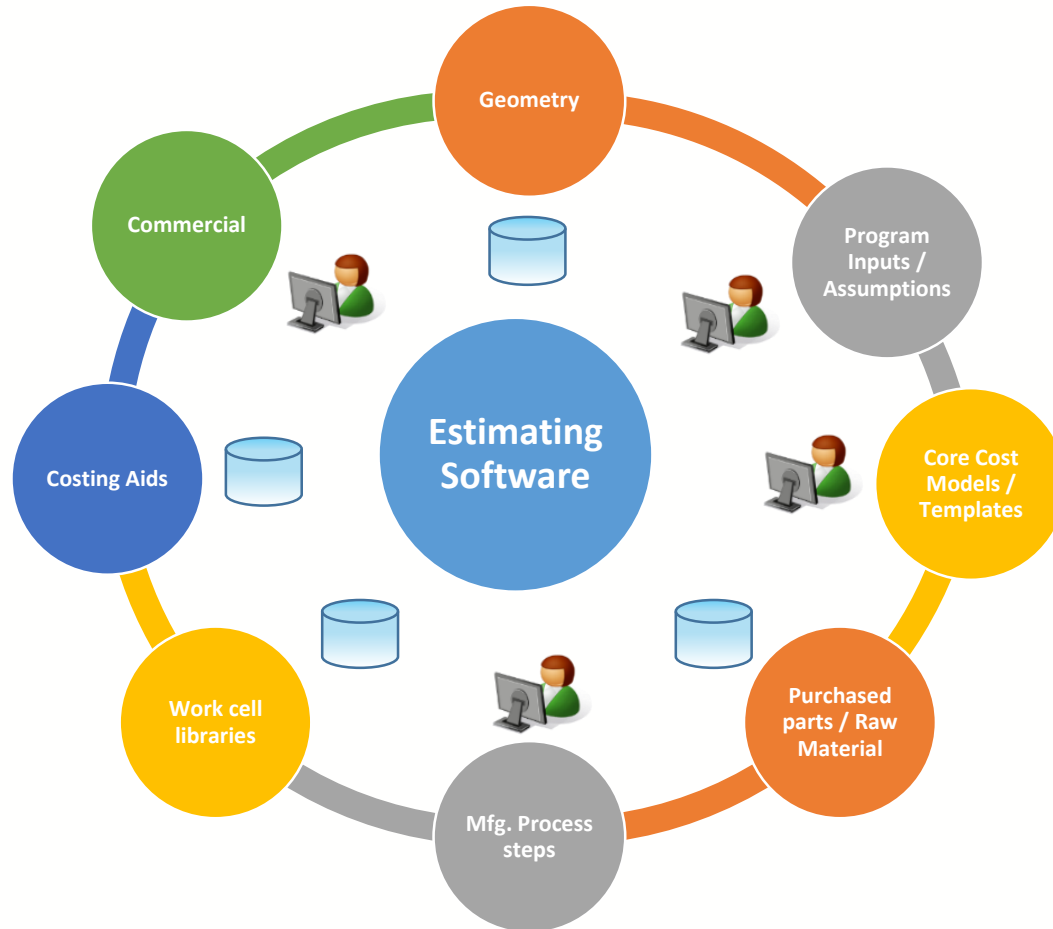
Limited migration of individual/regional, knowledge into tool and applications

Material costs and Vendor tooling cost estimation are carried out in two separate systems

Limited standardization of cost models or methods



# ESTIMATING SOFTWARE – WHAT’S IN IT?



# GENERAL MOTORS ESTIMATING SOFTWARE WANTS

## One Global Cost estimating platform

- Material Cost and Tooling Integration
- Cost visibility within the organization globally
- Cost traceability throughout the lifecycle

## Common Global database

- Systematic and organized knowledge management
- Standard master data, core cost models, and tooling profiles
- Structured database and intuitive search functionality

## Flexible system

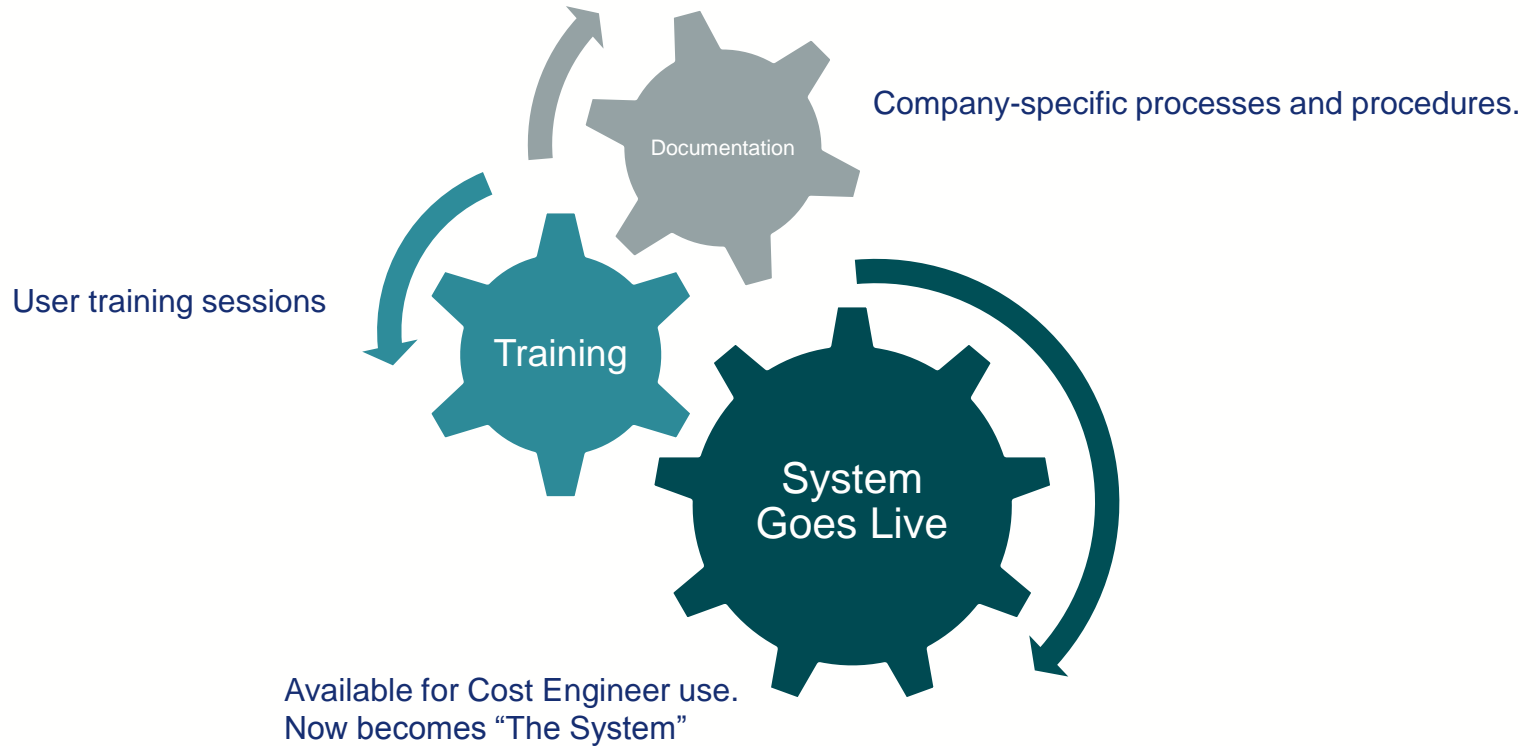
- Configurable to suit GM needs and integrate GM cost standards
- Integrated costing aids and what-if scenarios
- Flexible reporting functions
- Not anti-Excel. Excel tools and estimates can be stored inside estimating software

## Integration with other systems

- Integration increasing interactions with engineering and purchasing

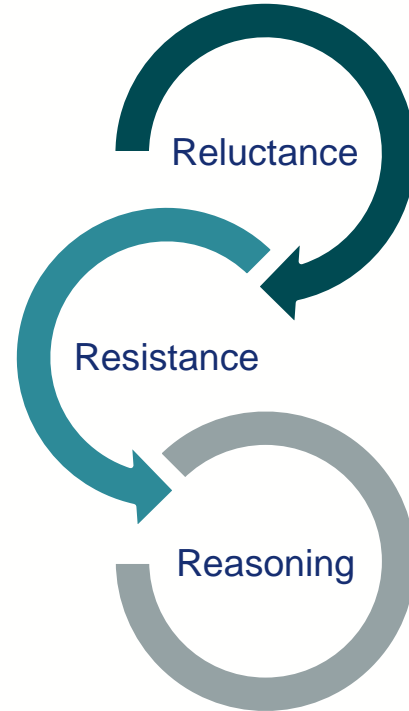
# SOFTWARE ADOPTION, INTEGRATION, AND ROLL-OUT

# GETTING READY TO GO “LIVE”

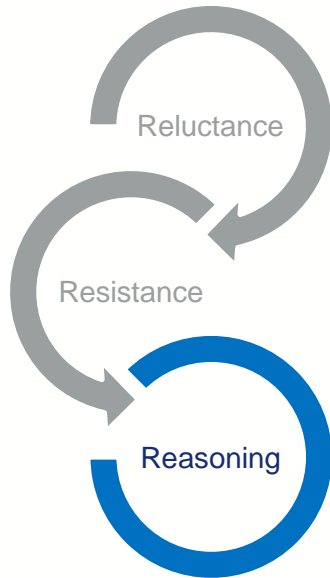




# HITTING POTHOLES ALONG THE WAY THEY ARE CREATED BY...



# “THE SYSTEM/SOFTWARE...”



...doesn't

have machines I need”  
have the right materials”  
use the right labor rates”

...can't

estimate my process. My parts are different.”

...isn't

giving me the right number.”

## BREAKING THROUGH – EMPOWER EARLY ADOPTERS

---

### Create a “User Council”

Cross functional representatives. Troubleshoot and resolve day-to-day issues.

---

Create smaller teams to define working processes.

---

Communicate problem resolutions back to peers.

---